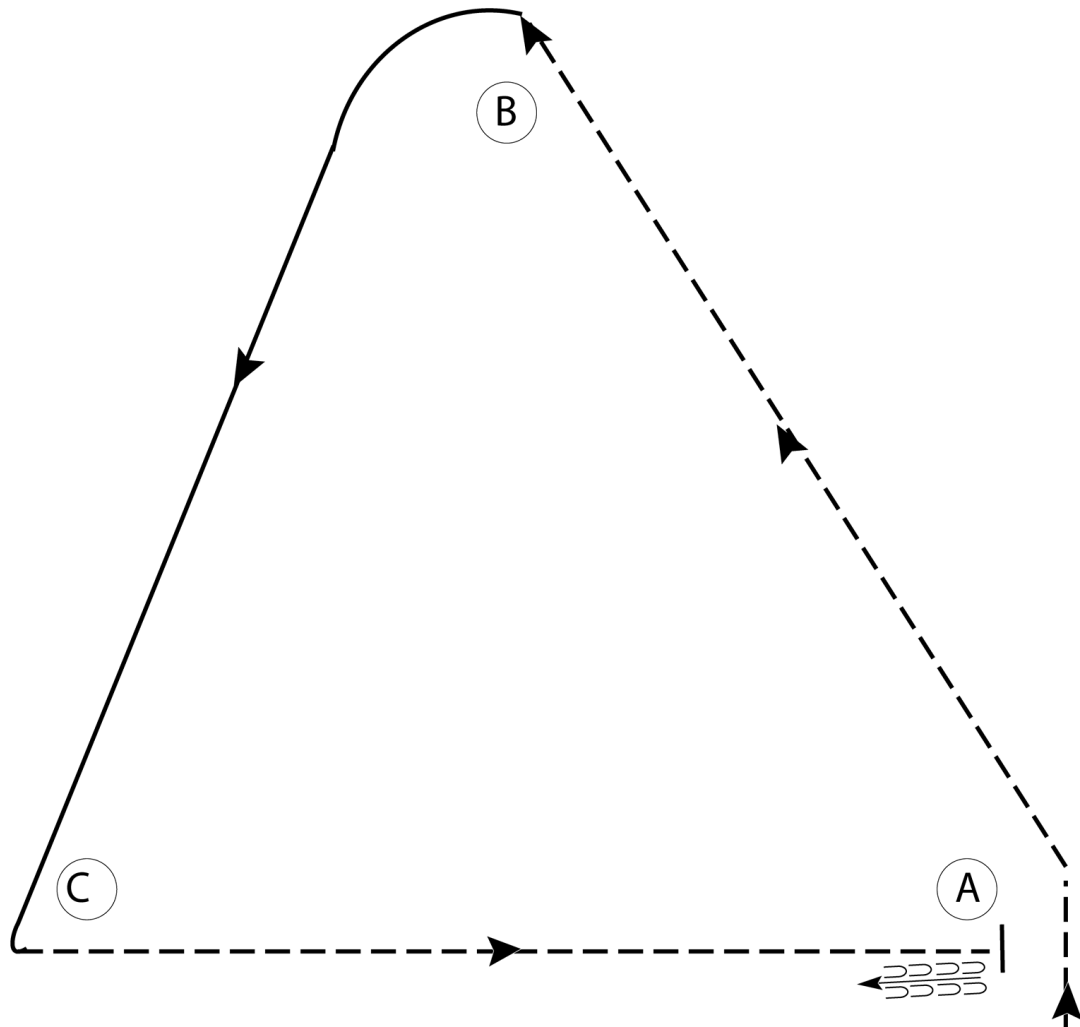


ETI Corral 37 Horse Show Series

English Horsemanship (Open)

Show Date:



Be ready before A.

1. Sitting trot to A.
2. Trot on the right diagonal from A to B.
3. Canter on the left lead from B to C.
4. Posting trot on the left diagonal from C to A.
5. Halt at A and back approximately one horse length.
6. Follow the instructions of your ring steward.

Walk	-----
Trot	-----
Extended Trot	-----
Canter	-----
Leg Yield	
Lead/ Diag Change	—/—
Back	← 〰 〰 〰
Marker	Ⓚ
Sidepass	←-----←
Hand Gallop	-----

[HSE/1-54]

Pattern Provided by:

ETI Corral 37

w w w . H o r s e S h o w P a t t e r n s . c o m

w w w . H o r s e S h o w P a t t e r n s . c o m

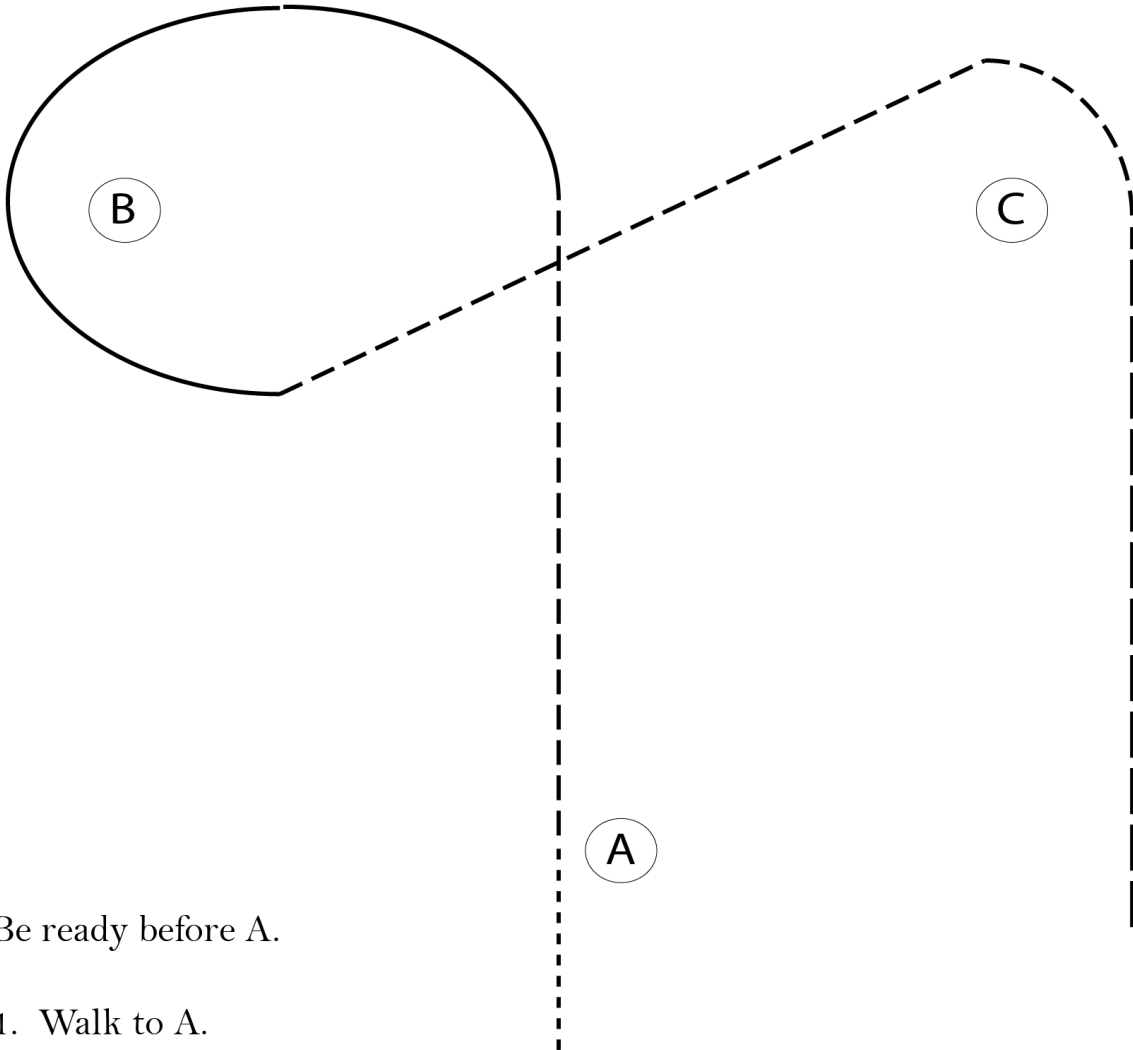
ETI Corral 37 Horse Show Series

Western Horsemanship (Open)

Show Date:

w w w . H o r s e S h o w P a t t e r n s . c o m

w w w . H o r s e S h o w P a t t e r n s . c o m



Be ready before A.

1. Walk to A.
2. Jog until between B and C.
3. Lope on the left lead around B and toward C.
4. Jog to and around C.
5. When even with C, extend the jog to exit.

Pattern is over once you have passed A

Follow the instructions of your ring steward.

Walk	-----
Jog	- - - - -
Extended Jog	— — — —
Lope	—————
Lead Change	
Back	
Marker	Ⓚ

[WH/1-100]

Pattern Provided by:
ETI Corral 37

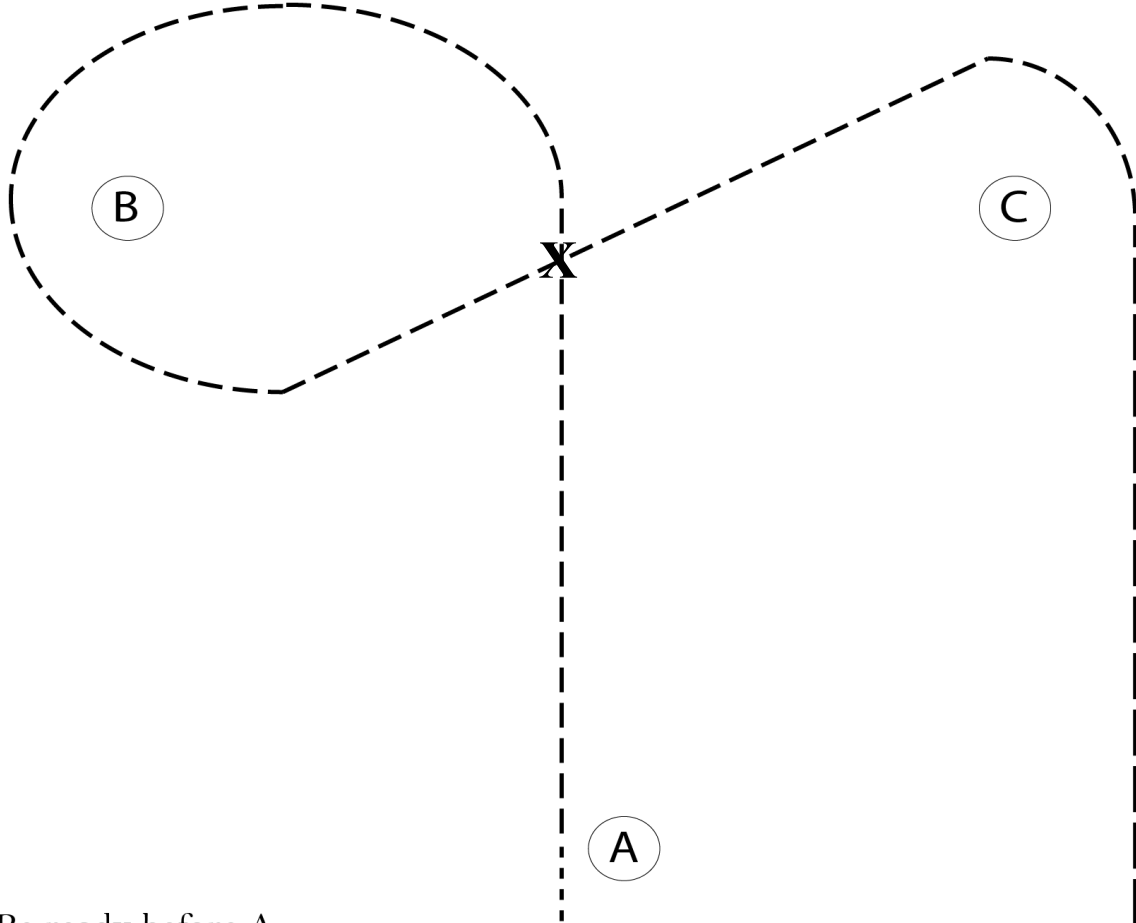
ETI Corral 37 Horse Show Series

Walk/Trot Horsemanship (Open)

Show Date:

w w w . H o r s e S h o w P a t t e r n s . c o m

w w w . H o r s e S h o w P a t t e r n s . c o m



Be ready before A.

1. Walk to A.
2. Jog to and around B as shown. (English Riders post on left diagonal)
3. Continue to jog toward C. Change diagonal when even with A.
4. Jog to and around C.
5. When even with C, extend the jog to exit.

Pattern is over once you have passed A

Follow the instructions of your ring steward.

Walk	-----
Jog	- - - - -
Extended Jog	— — — —
Lope	—————
Lead Change	↙ ↘
Back	← ← ← ← ←
Marker	⊙ B

[WH/WT-100]

Pattern Provided by:
ETI Corral 37